

Survey ten friends to see how many of them know how to read a footy ladder like the one on pages 38-39

- Make sure you ask footy fanatics and people who are not keen footy followers
- Pick one friend and teach them how to read a footy ladder
- Use Maxx's explanation on pages 38-39 to help you
- Check that you have taught them well by asking them to teach someone else

List all the compound words you can find


- Make each word into a picture sum e.g. picture of a bath + picture of a room = picture of a bathroom and write the word sum underneath (show full example of bathroom)
- Identify five more compound words from the Maxx Rumble series or ask your friends for ideas
- Make picture sums of these five words
- Create a chart of compound words and add the picture sums

a compound word is made up of two words joined together to make a new word, e.g. lunchbox, playground

Create a cartoon strip of your favorite chapter

- Make a list of the main events in the chapter
- Use one frame for each event
- Include speech balloons for the text
- Include line drawings for illustrations

Line drawings use a few simple lines to illustrate an object



Identify all the information that is about football


- Reread *Flattened* and as you read each page jot down any football facts and football words that you find
- List the information under two headings; football words and football facts
- Draw a large football shape and write your information into the shape
- Make a title for your work

Roleplay an interview between Maxx and a journalist from the local newspaper (work with a friend)

- Make a list of questions the journalist would ask
- Decide who will be the journalist and who will be Maxx
- Practise the interview
- Present your roleplay to the class
- Think about using some props such as a football jumper or a football

Construct a plasticene or clay model of your favourite character

- Browse through *Flattened* and select an illustration to base your model on
- Make your model about 10cms high if you are using plasticene and 15 – 20 cms if you are using clay
- Make a label for your model



Create a character profile for Maxx

- You may need to use your imagination – just like Maxx does!
- Use information from as many *Maxx Rumble* titles as you wish or make it up
- Consider listing the information under the following headings
 - Physical appearance
 - Likes
 - Dislikes
 - Favourite food
 - Favourite clothes
 - Favourite sayings
- Put your profile on a chart and illustrate it

List all the words that are in bold capitals (not the chapter headings though!)

- Jot down why you think the author uses bold capitals
- Is there anything the same about all these words?
- Use one of these words in your own sentence and illustrate it


15 Nowhere St
Stone Valley

Dear Stella,

Your friends,
Maxx

Pretend that you are Maxx and write a letter to Stella apologising for breaking her Cindy doll

- Think about using some of Maxx's language so that it sounds like Maxx really wrote the letter
- Use the correct structure for writing a letter



Identify the similes and make a similes chart

- Reread *Smashed* and using post-it notes identify all the similes you can find
- Make a chart containing all the similes you have found
- Select one simile and draw a picture which illustrates it
- Write the simile under your drawing


Explain why no one had won ... but no one had lost

- Reread *Smashed* and identify and list the scores at the end of each quarter. It's tricky, can you do it?
- Retell the last chapter so that you can explain why there wasn't a winner in this game of football

Draw your favourite part of the story and use speech balloons for each of the characters you include.

- Browse through the book and make notes about parts you really like
- Select one of these parts and do a really great drawing about it
- Write a sentence somewhere on your drawing that explains why you like this part of the story

A simile is when one thing is compared to another using word 'like, e.g. She ran like the wind'



Create new chapter headings

- Reread *Twisted*, one chapter at a time
- Think about the main thing that is happening in each chapter
- Jot down some ideas about each chapter as you read
- Decide on a new heading for each chapter and create a new contents page


Identify all of the incredible things that happen in *Twisted*

- Reread *Twisted* and mark each incredible incident with a post-it note
- Select one of these incredible things and write a few sentences about why it is hard to believe

Incredible means hard to believe

Roleplay a discussion between Maxx's dad and Mr Brown, the coach

- Think about how incredible the whole story is
- Think about how Maxx's dad would feel about him playing footy when he was injured
- Think about how the coach felt about Maxx going onto the field in his wheelchair



Identify and explain the Crock's nick names


- Check the character portraits at the front of the book
- Reread sections of the book, especially chapter one
- Explain how you think each of the Crock's got their nick names.

Create autographs for each of the Cocks

- Check Maxx's autograph on page 40 and if possible, his autograph in other books from the series
- Notice that Maxx writes a short message as well as signing his name. He also includes a quick sketch of a football
- Think about what message would be appropriate for each of the Cocks
- Include sketches for each of the Cocks

Create a graph for *Stretched* that shows how incredible you feel each chapter is

- Reread each chapter and give it an 'incredible' rating from 1-10
- Make a line graph with the chapter numbers on the vertical axis and the incredible ratings (1-10) on the vertical axis (insert a diagram that shows a labelled line graph)
- Add a title to your graph



Create a poster to promote Winded


- Jot down three things that you really loved about Winded
- Survey your friends about things they loved about the book
- Add some of these ideas to your poster
- Include a heading and illustrations

List all the special things that you notice about Winded (and other books in the Maxx Rumble series)

- Look at as many book as you can in the Maxx Rumble series
- What do you notice about:
 - The illustrations on each title page
 - The illustrations next to each page number
 - The illustrations on the title page
 - The size of print throughout each book
 - The text on the back cover of each book
- What else do you notice?

List all the things that the author says about the wind

- The wind plays a very important role in this story. See how many different ways the author writes about the wind, e.g. The wind was really tricky.
- Reread Winded and using post-it notes mark all the sentences or words that talk about the wind
- Make a chart headed 'Different ways to talk about the wind' and add your findings



Pick your favourite chapter and replace the text with speech balloons

- Browse through the book and think about which chapter you enjoyed the most.
- Read through the chapter to remind yourself of what it is about.
- Focus on one page at a time
- think about what the text says
- note how many characters are in the illustration
- Using post-it notes, make a speech balloon for each character in the illustration so that you capture the meaning of the text
- Ask a friend to read your chapter and see if your speech balloons make sense

An idiom is a saying that is peculiar to a particular country, group of people or person.

Explain these idioms

- Michael Wagner uses lots of idioms in his writing.
- Explain and illustrate the following idioms.
 - “I was pumped...” page 21
 - “I was being tailed...” page 17
 - “Boofa was smiling from ear to ear...” page 4
- Note any other idioms you can find

Roleplay a debate about allowing animals to play sport

- select two teams with three people on each team
- one team should argue for allowing animals to play sport and the other team should argue against animals playing sport
- each team should make some notes for each of their players to use in the debate
- practise with your team
- present the debate to your class
- ask three members of the class to be the judges