



Teacher's Activity Pack


written by Jane Jolly

Pig Dude: He Can Do ANYTHING!

by Michael Wagner and Adam Nickel



Art and Design



- Make a Pig Dude nose** from one section of an egg carton. Paint it pink and attach elastic so you can wear it on your face.
- The only difference between Pig Dude and an ordinary boy is his nose. **What would he look like with a cat nose?** Or dog nose? Or horse nose? Or anteater nose? Or...or...or... Draw a few different versions of Pig Dude ... or should that be Cat Dude ... Dog Dude...
- Design a new island for Pig Dude** and his mum. Give it a name and make sure it has lots of interesting places for Pig Dude's many adventures.
- Design and cut out some **new clothes for Pig Dude**. Create his wardrobes for both winter and summer. And maybe even his camping outfit and his dance costume.
- How many uses can you come up with for a balloon?** Make a list. Can you find 20?




Teacher's Activity Pack

written by Jane Jolly

Pig Dude: He Can Do ANYTHING!

by Michael Wagner and Adam Nickel




- Make a rocket** from an empty toilet roll.

Steps:

1. to make the front nose cone, draw a circle on cardboard, cut it out and cut into the centre, then bend it into a cone
2. tape or glue it to the toilet roll
3. give the rocket a name and a number
4. you could even make flames by poking some red and orange cellophane paper into the end

- Build a model of Pee Wee Island.** Here's a sketch to get you started.






Teacher's Activity Pack

written by Jane Jolly

Pig Dude: He Can Do ANYTHING!

by Michael Wagner and Adam Nickel



Science

- The first rubber balloon was invented in 1824 by Michael Faraday. **How are balloons used in science?** Think about medicine, weather, transport.
- Can you **inflate a balloon without blowing it up** yourself? Think ... bi-carb soda, vinegar ... Hmm. Can it be done?
- Make a **balloon hovercraft**.

You will need:

- 1 balloon
- 1 old CD
- 1 'pop top' lid from a plastic drink bottle
- a hot glue gun

Steps:

1. glue the 'pop top' over the hole in the CD
2. when set, stretch the balloon over the 'pop top', making sure the 'pop top' is shut
3. blow up the balloon from underneath
4. twist the 'pop top' to open it
5. watch as the air is released. You have made a hovercraft!






Teacher's Activity Pack

written by Jane Jolly

Pig Dude: He Can Do ANYTHING!

by Michael Wagner and Adam Nickel



English

- Where did Pig Dude come from? **Tell the story of Pig Dude before his mum found him in the basket.**

- Onomatopoeia** is a word which when spoken sounds like the sound it describes. Examples of onomatopoeia in Pig Dude are pop, bang, thwack, foom, splash. Can you make a list of words, which reflect the sound they make? Make up some of your own...it's fun!

- Pig Dude tried to fly by sticking feathers to himself. A Greek myth tells of a boy called **Icarus** who flew too close to the sun after making wings using feathers and wax. Read the story at: <http://www.dltk-kids.com/world/greece/m-story-icarus.htm>



- 'Please take Care of Pig Dude'** Can you write a list of instructions for looking after a baby Pig Dude?




Teacher's Activity Pack

written by Jane Jolly

Pig Dude: He Can Do ANYTHING!

by Michael Wagner and Adam Nickel



- A baby pig is called a piglet. **What is a baby horse called?** A baby sheep? Can you name Australian animal babies? Zoo animal babies? Farm animal babies? Domesticated animal babies?
- Collective nouns** are names for groups of things. What is the collective noun for a group of pigs? Make a list of animals and their collective nouns, e.g. a murder of crows.
- Clover is the name of a plant as well as being a girl's name. How many names can you come up with which are **both plant and human names**?



- Name some things that you will never, ever, ever, ever, ever, ever, ever, ever, ever, ever, ever, ever, ever, ever, ever, ever, ever, ever, **never do**.
- Pig Dude cried, wept and sobbed. Look up a thesaurus and find more **synonyms for cry**.