



# Reward 2

## flick soccer

Now you have finished two chapters. You deserve another End of Chapter Reward. It is the instructions for a game. The game is soccer, but you do not use a ball. You use a piece of paper and a pencil. Dad and I play it all the time. We call it Flick Soccer.

To play Flick Soccer, you will need a pitch. The pitch is not made of grass, it is made of paper. On the next page is a Flick Soccer pitch. You can copy this one and use it for lots of games. Or you could make your own.

There are two teams. I have used Dad  and me  (you can use any shape you like). There are also goals at each end, a scoreboard, and a goalkeeper for each team.

## how to play flick soccer


1. First, decide which team is which.
2. Work out who is going to have the first kick – or in this game, the first flick.
3. Start the game in the centre of the pitch.  
You will see a player from each team there.  
The person taking the first flick starts with their centre player.
4. You have to take turns flicking the ball around until someone flicks it into their goal.
5. Here's how to flick the ball:
  - a. Hold the pencil so the point is on the paper.
  - b. Push down on the top of the pencil with one finger.
  - c. Start tilting until the pencil flicks up off the paper. When it does, it makes a line.
6. If your flick line goes through one of your players, you get the next flick as well.
7. If the line goes into the goals, you have scored.

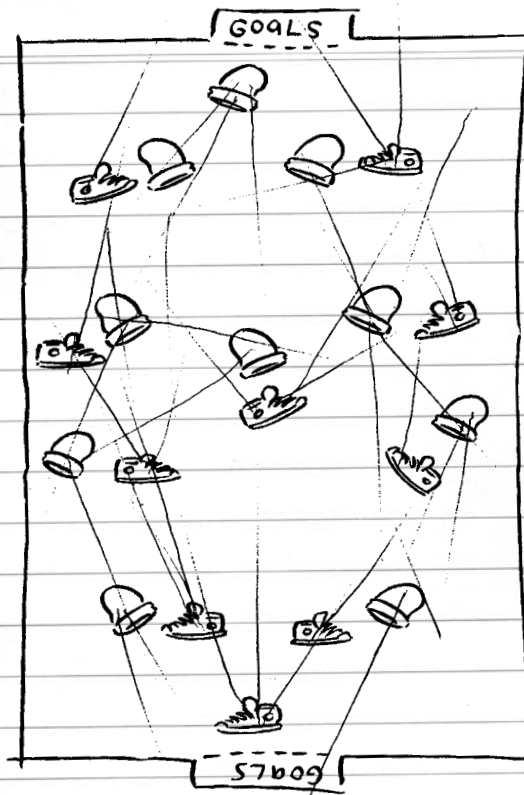
8. If the ball goes right through the goalkeeper and into the goal, it is NOT a goal. It is the goalie's flick.
9. If the line goes over the boundary without touching a player, the other player gets two flicks, starting from where the ball crossed the boundary.
10. If the line hits one of the other team's players, it is their turn.
11. If the line hits nothing, it is the other player's turn.
12. Each flick starts where the last flick ended or at the player who has been hit.
13. You can keep your score on the scoreboard.

\* On the next page is a blank pitch. If you want to see what this should look like after a game, turn over the page.

### The Undys' flick soccer pitch

SCORE	
1	3





SCORE	
1	0

Here is what the pitch looks like when the game is almost finished. Dad and I played this one. It was very close: 1-all.

Okay, back to my story. I have to tell you about a game Dad and I played. It was quite embarrassing at times, so I think you will like it.

Oh, before I forget, I did win this game of Flick Soccer. I scored the next goal, then the kitchen timer went off and the game was over.